

## Pre-Kindergarten

### National Data Report 2018 – 2022

#### **Confidentiality and Proprietary Information**

This document and the data herein are the copyrighted property of the American Speech-Language-Hearing Association (ASHA) and are distributed by the National Center for Evidence-Based Practice in Communication Disorders of ASHA. Use of this information without the written permission of ASHA is prohibited.



**Table of Contents**

**INTRODUCTION**.....3

**REPORT HIGHLIGHTS**.....4

**SECTION I – NATIONAL PROFILE**.....5

    Child Race/Ethnicity .....6

    Child Gender.....6

    Treatment Setting.....7

    Structured Home Program Established.....7

    How much of Home Program was completed .....7

    Primary Funding Source .....8

    Associated Medical Factors .....8

    Functional Communication Measures (FCMs) Treated.....9

**SECTION II – SPEECH-LANGUAGE PATHOLOGY SERVICES** ..... 10

    Predominant Service Delivery Model by FCM

        Articulation/Intelligibility ..... 11

        Cognitive Orientation..... 11

        Pragmatics..... 12

        Spoken Language Comprehension ..... 12

        Spoken Language Production..... 13

        Swallowing..... 13

    Number of SLP Sessions per Week ..... 14

    Length of SLP Sessions ..... 14

    Total Amount of Treatment Time..... 15

    Child Received Services from another Program/Facility ..... 15

    Primary Reason for Discharge ..... 16

**SECTION III – FUNCTIONAL OUTCOMES**..... 17

    FCM Progress by Mean Number of Treatment Sessions and Treatment Time

    Change in Functional Level from Level at Admission

    Change in Functional Level by Amount of Treatment

        Articulation/Intelligibility ..... 18

        Cognitive Orientation..... 19

        Pragmatics..... 20

        Spoken Language Comprehension ..... 21

        Spoken Language Production..... 22

        Swallowing..... 23

**APPENDIX** ..... 24

    Introduction to Functional Communication Measures (FCMs)..... 25

    Sample Pre-Kindergarten FCM ..... 26

    Definitions

        Treatment Setting..... 27

        Associated Medical Factors ..... 28

        Primary Reason for Discharge ..... 29

        Primary Funding Source ..... 30

        Predominant Service Delivery ..... 31

## INTRODUCTION

The information contained in this report is based on the data collected from the American Speech-Language-Hearing Association's National Outcomes Measurement System (NOMS). The NOMS Pre-Kindergarten component utilizes the Functional Communication Measures (FCMs), a series of seven-point scales, to assess functional change in communication and swallowing abilities over time (see the appendix for a full list of FCMs and a sample seven-point scale).

This report summarizes findings from national data collected in both health care and school settings between 2018 and 2022. The data enclosed give a detailed look at child characteristics and service delivery patterns of 3,967 preschoolers receiving speech-language pathology services.

NOMS data provide crucial information about speech-language pathology intervention. Health care, education, and insurance policy changes can be informed by these data. In addition, NOMS data justify the need for speech-language pathology services to be included in managed care systems and employee benefits packages. NOMS data also elucidate the impact of those services, including how certain service characteristics maximize results for consumers, other clinicians, administrators, and policymakers.

Health care and school settings participating in NOMS have access to reports that summarize and compare their data to national trends in similar settings. If you are not currently participating in NOMS and would like to find out more information, please visit <https://www.asha.org/NOMS>.

### Suggested Citation

American Speech-Language-Hearing Association. (2023). National Outcomes Measurement System (NOMS): Pre-Kindergarten National Data Report 2023. <https://www.asha.org/NOMS>.

## REPORT HIGHLIGHTS

- Spoken Language Production (59.1%), Articulation/Intelligibility (55.6%), and Spoken Language Comprehension (42.2%) were the most frequently treated disorders (p. 9).
- The majority of SLP intervention was done on a one-on-one basis regardless of the functional disorder being treated (pp. 11-13).
- On average, children received SLP services one time per week for 21-30 minutes (p. 14).
- For most FCMs, more than two-thirds of the children made demonstrable progress following SLP intervention, including those who were admitted with lower functional communication and/or swallowing abilities (pp. 18-23).
- Increases in number of treatment sessions and hours of treatment for the top FCMs addressed resulted in more children making progress (pp. 18-23).

## **SECTION I**

### **NATIONAL PROFILE**

- Child Race/Ethnicity
- Child Gender
- Treatment Setting
- Structured Home Program Established as Part of Treatment Plan
- Primary Funding Source
- Associated Medical Factors
- Functional Communication Measures (FCMs) Treated

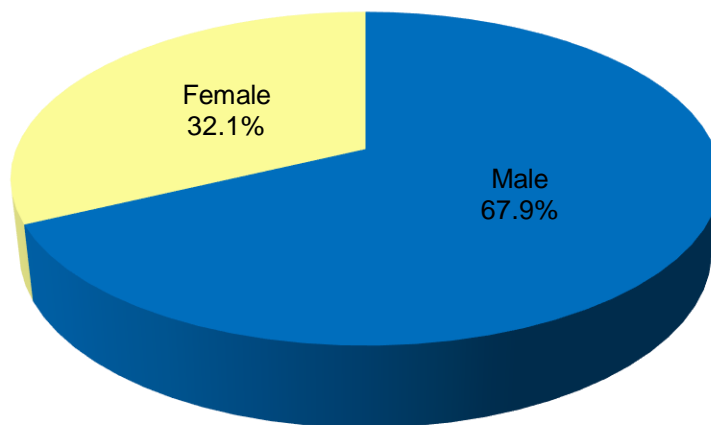
## NATIONAL PROFILE

**Table 1: Race/Ethnicity**

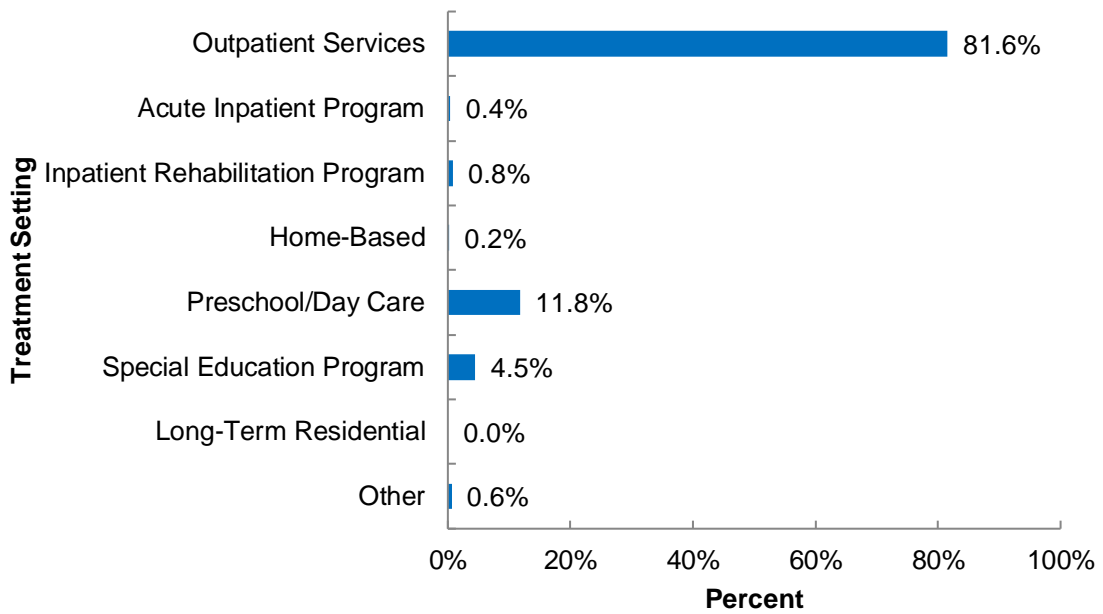
Race/Ethnicity	Percent
White	53.7%
Black or African American	16.2%
Hispanic or Latino	15.8%
Asian	3.7%
American Indian or Alaska Native	0.5%
Native Hawaiian or Other Pacific Islander	0.3%
Unknown	8.6%

*Percentages may total more than 100% because a patient may have selected multiple race/ethnicity categories.*

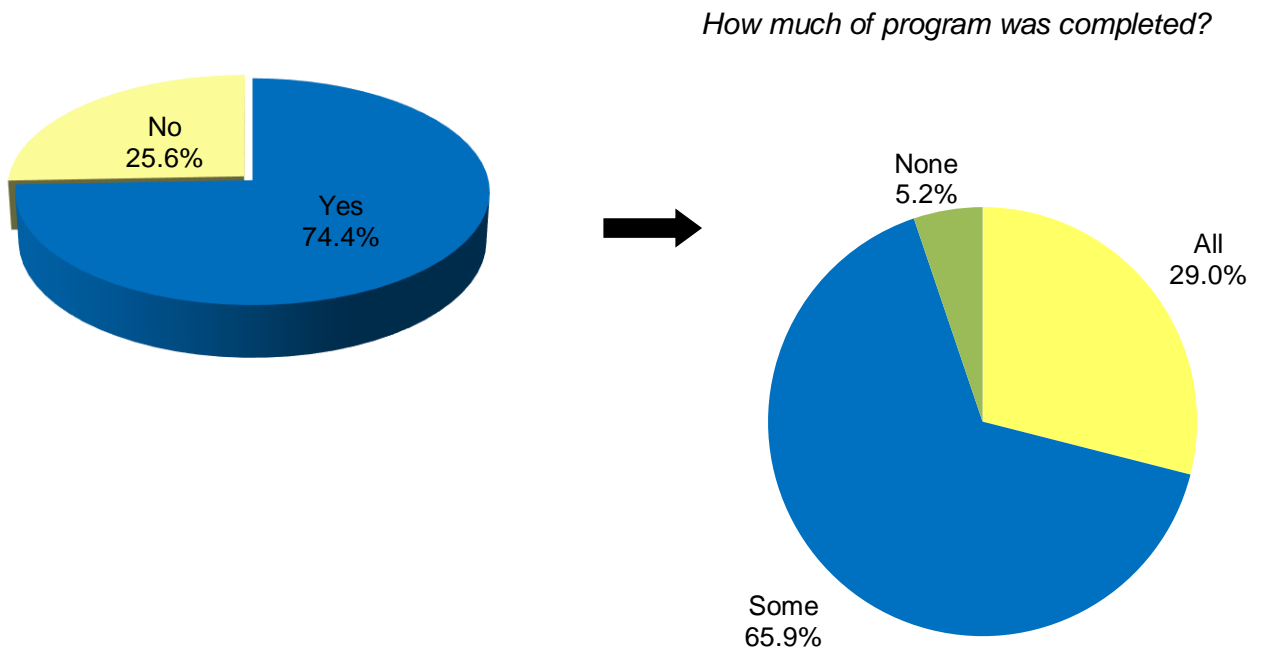
**Figure 1: Gender**



**Figure 2: Treatment Setting**



**Figure 3: Structured Home Program Established as Part of Treatment Plan?**



**Table 2: Primary Funding Source**


<b>Funding Source</b>	<b>Percent</b>
Medicaid (managed care)	27.6%
Commercial Fee-for-Service	20.3%
Medicaid (fee-for-service)	15.8%
Managed Care Plans	10.1%
IDEA	8.6%
Children's Health Insurance Program	6.2%
Other Educational Funding	4.4%
Self-Pay	4.1%
Organization-Sponsored Assistance	1.5%
Medicare	1.4%
Rehabilitation Act (Section 504)	0.0%
Unknown	0.0%
<b>TOTAL</b>	<b>100%</b>

**Table 3: Associated Medical Factors**

<b>Associated Medical Factors</b>	<b>Percent</b>
Developmental Delay	14.1%
Autism & Related Disorders	12.9%
Syndrome	2.8%
Craniofacial Factors	1.7%
Attention Deficit Disorder	1.3%
Seizure Disorders	1.3%
Neuromotor Disorders	1.1%
Hearing Loss: Sensorineural	0.9%
Hearing Loss: Conductive	0.6%
Head Injury	0.6%
Cerebrovascular Issues	0.4%
Anoxic Brain Damage	0.4%
Mental Retardation	0.3%
Brain Tumor	0.3%
Other	9.1%
None	59.6%

*Percentages may total more than 100% because multiple medical factors could be associated with the communication disorder(s) being treated.*



**Figure 4: Functional Communication Measures (FCMs) Treated**

*Percentages may total more than 100% because a patient may have been scored on multiple FCMs.*

## **SECTION II**

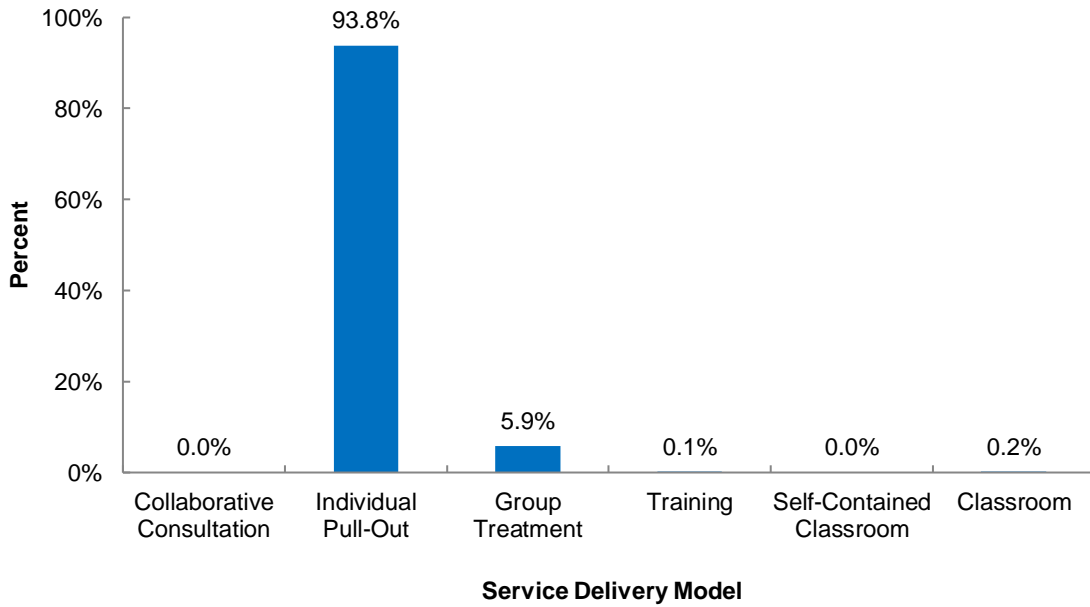
### **SPEECH-LANGUAGE PATHOLOGY SERVICES**

- Predominant Service Delivery Model by FCM
- Average Number of Times per Week Child Received SLP Services
- Average Length of SLP Sessions
- Hours of Service
- Received Services from Another Program/Facility?
- Primary Reason for Discharge

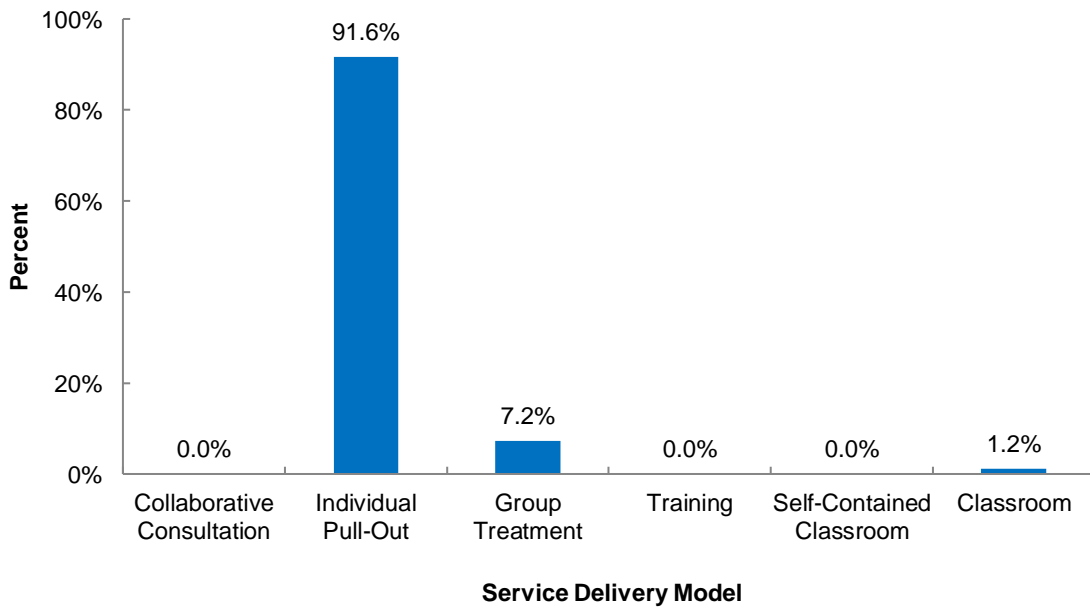
## SPEECH-LANGUAGE PATHOLOGY SERVICES

### Predominant Service Delivery Model by FCM

**Figure 5: Articulation/Intelligibility**

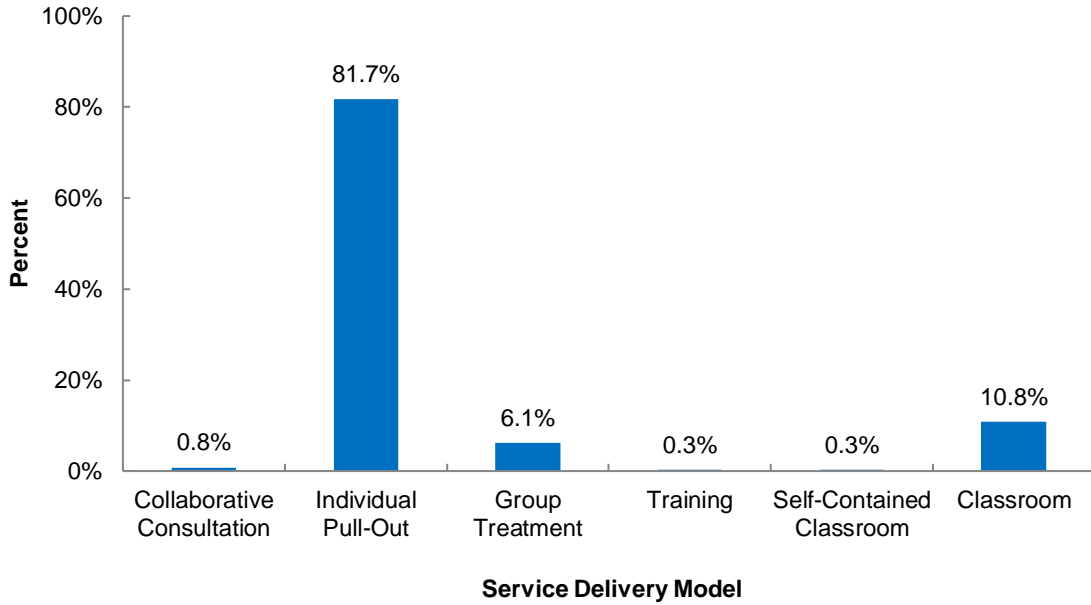


**Figure 6: Cognitive Orientation**

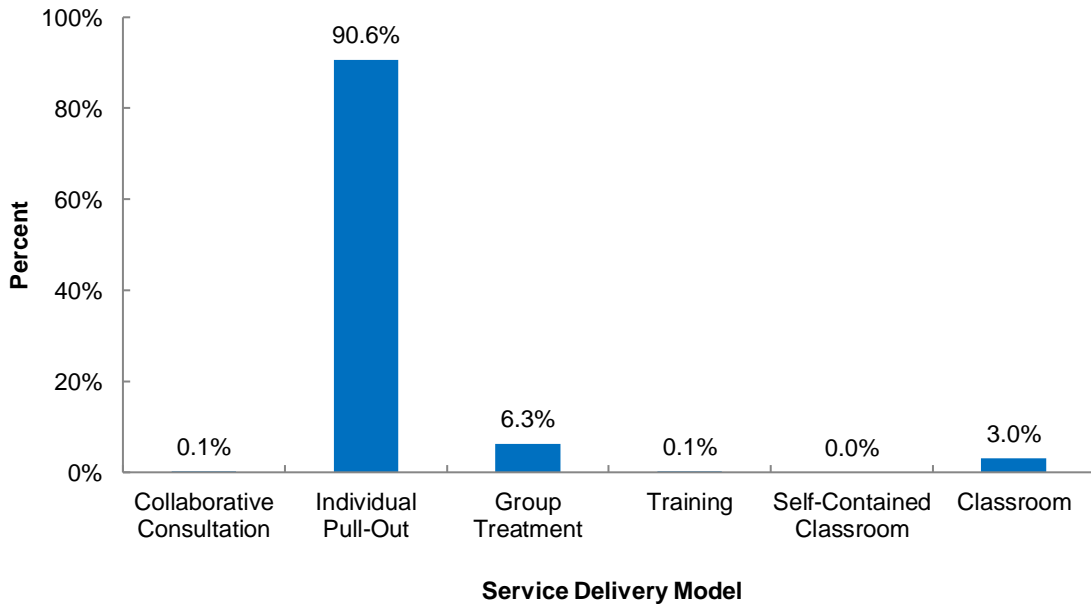


**Predominant Service Delivery Model by FCM**

**Figure 7: Pragmatics**

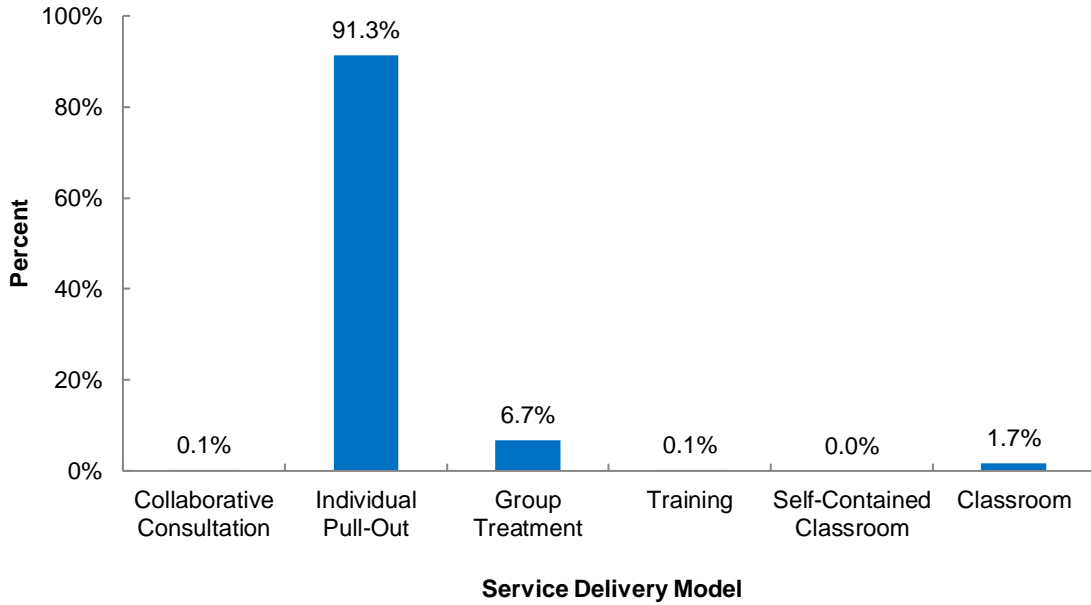


**Figure 8: Spoken Language Comprehension**

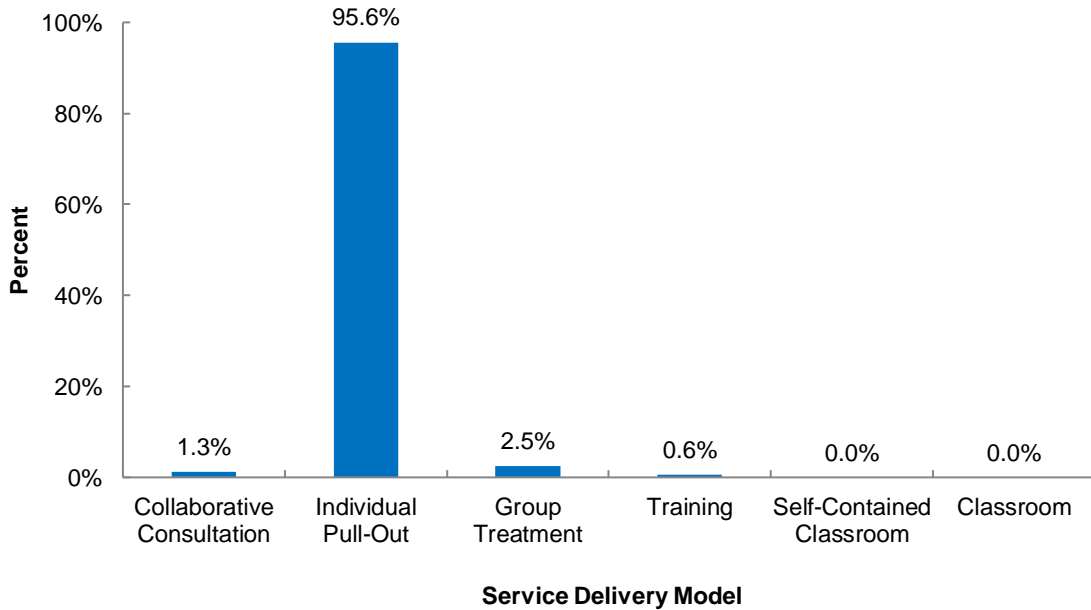


**Predominant Service Delivery Model by FCM**

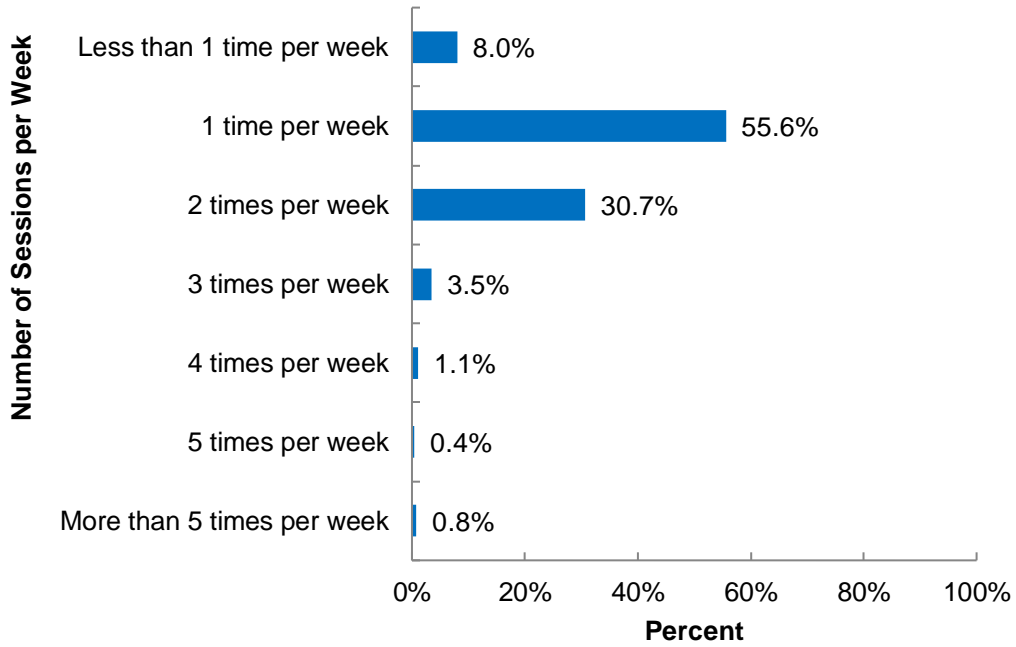
**Figure 9: Spoken Language Production**



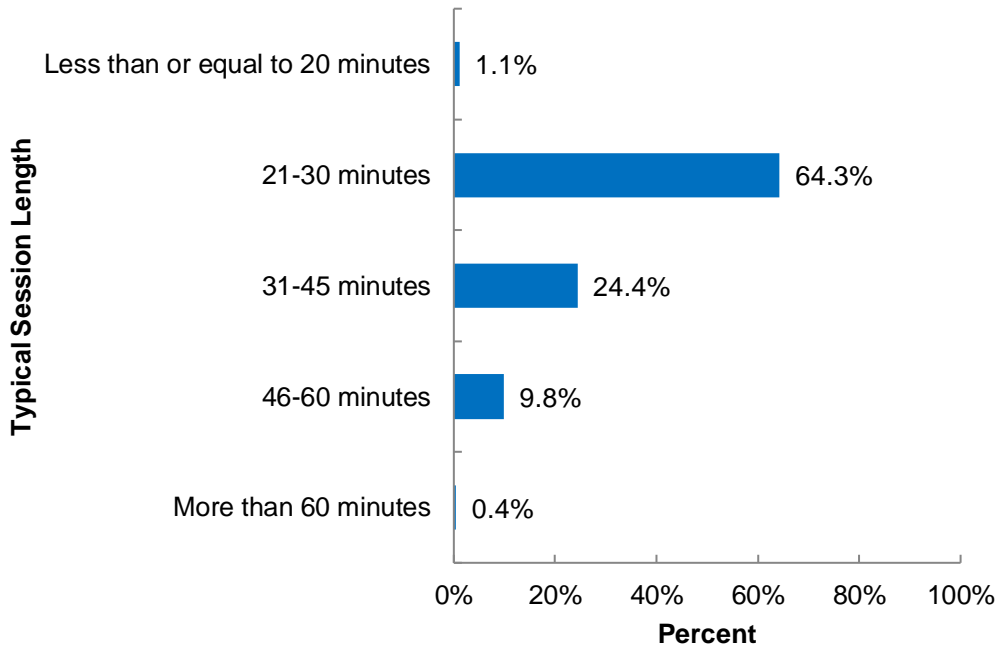
**Figure 10: Swallowing**



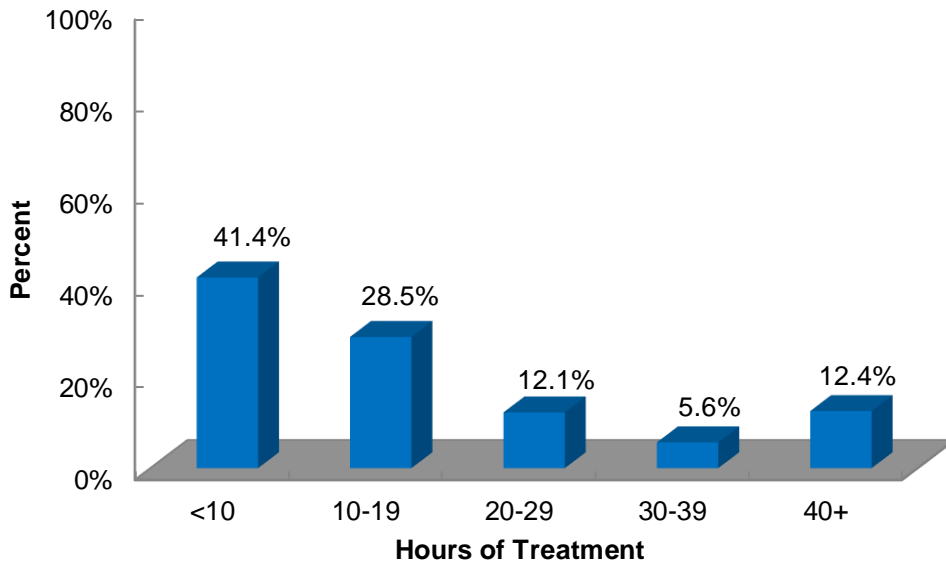
**Figure 11: Average Number of SLP Sessions per Week**



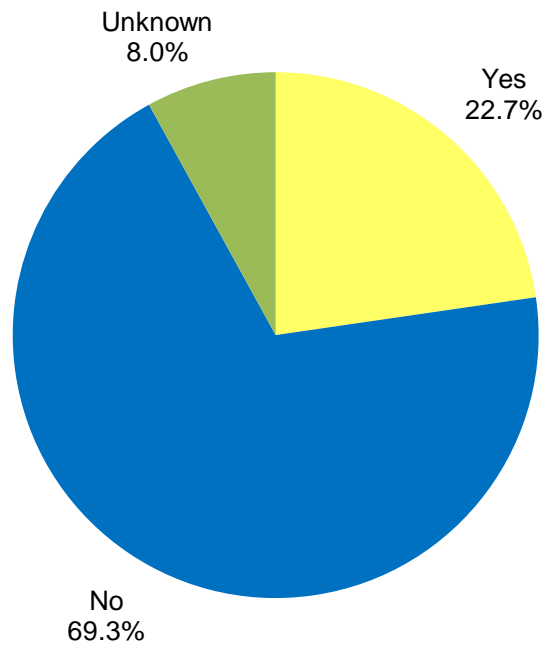
**Figure 12: Length of SLP Session**



**Figure 13: Total Amount of Treatment Time (in hours)**



**Figure 14: During the Course of Treatment, Did the Child Receive Services from Another Program/Facility?**



**Table 4: Primary Reason for Discharge**

<b>Reason</b>	<b>Percent</b>
Child Discharged from Program/Facility	40.9%
Treatment Goals Met	17.7%
Treatment Noncompliance or Refusal	6.6%
Funding Stopped-Caregiver Unable to Pay	3.5%
Progress Plateaued	2.7%
Illness/Medical Complications/Contraindications	0.6%
Death	0.0%
Other	27.9%
<b>TOTAL</b>	<b>100%</b>



## **SECTION III**

### **FUNCTIONAL OUTCOMES**

- **FCM Progress by Mean Number of Treatment Sessions and Treatment Time**
- **Change in Functional Level from Level at Admission**
- **Change in Functional Level by Amount of Treatment**
  - Articulation/Intelligibility
  - Cognitive Orientation
  - Pragmatics
  - Spoken Language Comprehension
  - Spoken Language Expression
  - Swallowing

## FUNCTIONAL OUTCOMES

### Articulation/Intelligibility

**Table 5: FCM Progress by Mean Number of Treatment Sessions and Treatment Time**

Progress	Percent	Sessions	Time (hr)
No Progress	24.2%	15.8	7.8
Improved One Level	34.1%	24.2	12.0
Improved Multiple Levels	41.7%	36.7	18.1
<b>TOTAL</b>	<b>100%</b>	<b>27.5</b>	<b>13.6</b>

**Table 6: Change in Functional Level from Level at Admission**

Functional Level at Admission	No Progress	Improved One Level	Improved Multiple Levels
1	21.6%	24.1%	54.3%
2	14.5%	23.7%	61.8%
3	17.9%	34.7%	47.4%
4	28.0%	33.5%	38.5%
5	33.2%	46.5%	20.3%
6	55.2%	44.8%	N/A
<b>All Levels</b>	<b>24.2%</b>	<b>34.1%</b>	<b>41.7%</b>

**Table 7: Change in Functional Level by Amount of Treatment**

Hours of Treatment	No Progress	Improved One Level	Improved Multiple Levels
<10 hours	34.1%	35.8%	30.1%
10-19 hours	15.0%	35.6%	49.4%
20-29 hours	6.5%	28.8%	64.7%
30-39 hours	10.1%	31.5%	58.4%
40+ hours	10.2%	22.8%	66.9%
<b>Total</b>	<b>24.2%</b>	<b>34.1%</b>	<b>41.7%</b>

**Cognitive Orientation**

**Table 8: FCM Progress by Mean Number of Treatment Sessions and Treatment Time**

<b>Progress</b>	<b>Percent</b>	<b>Sessions</b>	<b>Time (hr)</b>
No Progress	43.4%	7.6	4.6
Improved One Level	26.5%	14.9	8.4
Improved Multiple Levels	30.1%	6.5	4.6
<b>TOTAL</b>	<b>100%</b>	<b>8.9</b>	<b>5.4</b>

**Table 9: Change in Functional Level from Level at Admission**

<b>Functional Level at Admission</b>	<b>No Progress</b>	<b>Improved One Level</b>	<b>Improved Multiple Levels</b>
1	*	*	*
2	*	*	*
3	*	*	*
4	*	*	*
5	*	*	*
6	*	*	N/A
<b>All Levels</b>	<b>43.4%</b>	<b>26.5%</b>	<b>30.1%</b>

*\*Insufficient data.*

**Table 10: Change in Functional Level by Amount of Treatment**

<b>Hours of Treatment</b>	<b>No Progress</b>	<b>Improved One Level</b>	<b>Improved Multiple Levels</b>
<10 hours	44.8%	20.7%	34.5%
10-19 hours	*	*	*
20-29 hours	*	*	*
30-39 hours	*	*	*
40+ hours	*	*	*
<b>Total</b>	<b>43.4%</b>	<b>26.5%</b>	<b>30.1%</b>

*\*Insufficient data.*

**Pragmatics**

**Table 11: FCM Progress by Mean Number of Treatment Sessions and Treatment Time**

<b>Progress</b>	<b>Percent</b>	<b>Sessions</b>	<b>Time (hr)</b>
No Progress	32.4%	15.2	7.8
Improved One Level	41.8%	24.2	13.1
Improved Multiple Levels	25.8%	26.3	13.2
<b>TOTAL</b>	<b>100%</b>	<b>21.9</b>	<b>11.5</b>

**Table 12: Change in Functional Level from Level at Admission**

<b>Functional Level at Admission</b>	<b>No Progress</b>	<b>Improved One Level</b>	<b>Improved Multiple Levels</b>
1	24.2%	45.5%	30.3%
2	28.6%	40.3%	31.2%
3	34.0%	38.0%	28.0%
4	25.6%	51.3%	23.1%
5	53.1%	37.5%	9.4%
6	*	*	N/A
<b>All Levels</b>	<b>32.4%</b>	<b>41.8%</b>	<b>25.8%</b>

*\*Insufficient data.*

**Table 13: Change in Functional Level by Amount of Treatment**

<b>Hours of Treatment</b>	<b>No Progress</b>	<b>Improved One Level</b>	<b>Improved Multiple Levels</b>
<10 hours	37.4%	38.4%	24.2%
10-19 hours	22.2%	50.8%	27.0%
20-29 hours	22.6%	41.9%	35.5%
30-39 hours	*	*	*
40+ hours	*	*	*
<b>Total</b>	<b>32.4%</b>	<b>41.8%</b>	<b>25.8%</b>

*\*Insufficient data.*

### Spoken Language Comprehension

**Table 14: FCM Progress by Mean Number of Treatment Sessions and Treatment Time**

Progress	Percent	Sessions	Time (hr)
No Progress	29.4%	10.0	5.0
Improved One Level	36.1%	17.6	8.9
Improved Multiple Levels	34.4%	23.6	11.8
<b>TOTAL</b>	<b>100%</b>	<b>17.5</b>	<b>8.8</b>

**Table 15: Change in Functional Level from Level at Admission**

Functional Level at Admission	No Progress	Improved One Level	Improved Multiple Levels
1	23.4%	31.5%	45.0%
2	26.8%	26.0%	47.2%
3	24.1%	37.5%	38.4%
4	30.9%	41.1%	28.0%
5	45.6%	40.4%	14.0%
6	45.7%	54.3%	N/A
<b>All Levels</b>	<b>29.4%</b>	<b>36.1%</b>	<b>34.4%</b>

**Table 16: Change in Functional Level by Amount of Treatment**

Hours of Treatment	No Progress	Improved One Level	Improved Multiple Levels
<10 hours	34.6%	36.2%	29.2%
10-19 hours	17.4%	37.2%	45.4%
20-29 hours	9.3%	36.1%	54.6%
30-39 hours	2.9%	40.0%	57.1%
40+ hours	9.1%	34.1%	56.8%
<b>Total</b>	<b>29.4%</b>	<b>36.1%</b>	<b>34.4%</b>

**Spoken Language Production**

**Table 17: FCM Progress by Mean Number of Treatment Sessions and Treatment Time**

<b>Progress</b>	<b>Percent</b>	<b>Sessions</b>	<b>Time (hr)</b>
No Progress	29.8%	13.7	6.8
Improved One Level	33.9%	18.8	9.5
Improved Multiple Levels	36.3%	28.2	14.3
<b>TOTAL</b>	<b>100%</b>	<b>20.8</b>	<b>10.4</b>

**Table 18: Change in Functional Level from Level at Admission**

<b>Functional Level at Admission</b>	<b>No Progress</b>	<b>Improved One Level</b>	<b>Improved Multiple Levels</b>
1	25.8%	31.8%	42.4%
2	27.7%	33.5%	38.8%
3	27.2%	31.8%	40.9%
4	29.2%	38.6%	32.2%
5	45.6%	34.4%	20.0%
6	64.4%	35.6%	N/A
<b>All Levels</b>	<b>29.8%</b>	<b>33.9%</b>	<b>36.3%</b>

**Table 19: Change in Functional Level by Amount of Treatment**

<b>Hours of Treatment</b>	<b>No Progress</b>	<b>Improved One Level</b>	<b>Improved Multiple Levels</b>
<10 hours	36.7%	35.0%	28.3%
10-19 hours	15.1%	37.6%	47.3%
20-29 hours	16.1%	24.7%	59.2%
30-39 hours	13.0%	26.1%	60.9%
40+ hours	16.9%	16.9%	66.3%
<b>Total</b>	<b>29.8%</b>	<b>33.9%</b>	<b>36.3%</b>

## Swallowing

**Table 20: FCM Progress by Mean Number of Treatment Sessions and Treatment Time**

Progress	Percent	Sessions	Time (hr)
No Progress	36.5%	13.8	8.2
Improved One Level	32.7%	16.3	10.3
Improved Multiple Levels	30.8%	18.8	11.5
<b>TOTAL</b>	<b>100%</b>	<b>16.2</b>	<b>9.9</b>

**Table 21: Change in Functional Level from Level at Admission**

Functional Level at Admission	No Progress	Improved One Level	Improved Multiple Levels
1	*	*	*
2	*	*	*
3	*	*	*
4	47.1%	11.8%	41.2%
5	11.8%	50.0%	38.2%
6	56.3%	43.8%	N/A
<b>All Levels</b>	<b>36.5%</b>	<b>32.7%</b>	<b>30.8%</b>

*\*Insufficient data.*

**Table 22: Change in Functional Level by Amount of Treatment**

Hours of Treatment	No Progress	Improved One Level	Improved Multiple Levels
<10 hours	40.4%	33.3%	26.3%
10-19 hours	*	*	*
20-29 hours	*	*	*
30-39 hours	*	*	*
40+ hours	*	*	*
<b>Total</b>	<b>36.5%</b>	<b>32.7%</b>	<b>30.8%</b>

*\*Insufficient data.*

## **APPENDIX**

- Introduction to Functional Communication Measures (FCMs)
- Sample Pre-Kindergarten FCM
- Definitions Used in NOMS Data Collection
  - Treatment Setting
  - Associated Medical Factors
  - Primary Reason for Discharge
  - Primary Funding Source
  - Predominant Service Delivery



## FUNCTIONAL COMMUNICATION MEASURES (FCM)

The Functional Communication Measures (FCMs) are a series of seven-point rating scales, ranging from least functional (Level 1) to most functional (Level 7), that have been developed to describe the different aspects of a child's functional communication or swallowing abilities. The following six FCMs are used with the Pre-Kindergarten component of NOMS:

- Articulation/Intelligibility
- Cognitive Orientation
- Pragmatics
- Spoken Language Comprehension
- Spoken Language Production
- Swallowing

These FCMs were designed to describe functional abilities over time from admission to discharge from the speech-language treatment program or over the course of an academic year. They are not dependent upon administration of any particular formal or informal assessments, but are informal clinical observations of the child's communication abilities. The FCMs are not intended to reflect the entire evaluation or to describe all aspects of a child's communication abilities. You may notice that FCMs have not been developed for all goals that might be addressed as part of a child's treatment plan/IEP. For example, we intentionally did not develop an FCM for oral motor functioning. While this may be an important aspect of any treatment program, improved oral motor functioning in isolation is not by itself a *functional outcome*. Rather, it is required to achieve communication and related behaviors such as swallowing, speech intelligibility, etc. Moreover, there are some FCMs that remain under development and will be included in future revisions (e.g., production of nonspoken language, augmentative assistive communication, voice, and fluency).

FCMs are only scored if they specifically relate to the child's individual treatment program/IEP. For example, a child may have decreased spoken language comprehension skills; however, these skills are functional and consistent with his/her developmental functioning and are not being addressed as part of the current treatment plan/IEP. Therefore, the Spoken Language Comprehension FCM would not be scored.

Each level of the FCMs contains references to the intensity and frequency of the cueing and use of compensatory strategies that are required to assist the child in becoming functional and independent in various communication situations and activities.

## **SAMPLE PRE-KINDERGARTEN FCM**

### ***Spoken Language Comprehension***

- LEVEL 1:** Child understands a limited number of common object and action labels and simple directions only in highly structured, repetitive daily routines, with consistent maximal cueing.
- LEVEL 2:** Child understands a limited number of common objects and action labels and simple directions only in highly structured repetitive daily routines.
- LEVEL 3:** Child understands a limited number of common objects and action labels and simple directions in novel situations.
- LEVEL 4:** Child understands simple word combinations/sentences. Child usually requires rephrasing and repetition to ensure understanding of brief conversations.
- LEVEL 5:** Child understands brief conversations. Child usually requires rephrasing and repetition to ensure understanding of the type and length of sentence typically understood by chronologically age-matched peers.
- LEVEL 6:** Child understands communications of the type and length typically understood by chronologically age-matched peers but occasionally requires rephrasing and repetition. Child's ability to participate in adult-child, peer, and group activities is sometimes limited by language comprehension.
- LEVEL 7:** Child's ability to participate in adult-child, peer, and group activities is not limited by language comprehension. Repetition and rephrasing are rarely required.

## DEFINITIONS USED IN NOMS DATA COLLECTION

### *Treatment Setting*

---

<b>Outpatient Services</b>	Any outpatient services provided in a hospital, community-based clinic, private practice, etc.
<b>Acute Inpatient Program</b>	Inpatient care provided in an acute medical/surgical facility
<b>Inpatient Rehabilitation Program</b>	Inpatient care provided in a freestanding rehabilitation hospital or care provided in a separate and distinct hospital-based program/unit within an acute care hospital that is designed for interdisciplinary rehabilitation of a disabling condition
<b>Home-Based</b>	Speech and language services provided in the home
<b>Preschool/Day Care</b>	Any public or private day care, preschool, nursery school, or head start program
<b>Special Education Program</b>	Any private or public special education program designed for prekindergarten aged children with special needs
<b>Residential</b>	Specialty residential program for children with severe and/or multiple disabilities
<b>Other</b>	Any other setting not listed above

---

---

**Associated Medical Factors**


---

<b>Anoxic Brain Damage</b>	
<b>Attention Deficit Disorder or Attention Deficit Disorder With Hyperactivity</b>	
<b>Autism and Related Disorders</b>	Including: pervasive developmental disorder (PDD), Asperger's or Rett syndrome, and PDD-NOS (pervasive developmental disorder not otherwise specified)
<b>Brain Tumor</b>	
<b>Cerebrovascular Issues</b>	Intracranial hemorrhage (ICH), intraventricular hemorrhage (IVH), CVA, etc.
<b>Craniofacial Factors</b>	Any craniofacial condition regardless of the type or severity, including but not limited to cleft lip, cleft palate, and velopharyngeal incompetence
<b>Developmental Delay</b>	
<b>Head Injury</b>	Including but not limited to traumatic brain injury, closed head injury, and concussion
<b>Hearing Loss: Conductive</b>	
<b>Hearing Loss: Sensorineural</b>	
<b>Mental Retardation</b>	
<b>Neuromotor Disorders</b>	Including but not limited to cerebral palsy, muscular dystrophy, and muscle hypotonia
<b>Seizure Disorders</b>	
<b>Syndrome</b>	Any syndrome other than Asperger's or Rett syndrome
<b>Other</b>	Any other medical factor not listed above
<b>None</b>	Communication/swallowing disorder with no obvious or documented associated medical factor

---

**Primary Reason for Discharge**

<b>Treatment Goals Met</b>	The communication/swallowing disorder has been habilitated/rehabilitated to within normal/functional limits.
<b>Child Discharged From Program/Facility</b>	The child is discharged to another setting or level of care (e.g., rehab to outpatient, etc.), prior to the completion of the speech language treatment program, for any of the following reasons: AMA (against medical advice) discharge; child transitions to kindergarten; overall level of functioning in areas other than speech and language requires child to be treated in another level of care; child moves; or child is discharged according to the program's discharge criteria. Use this category to indicate that there has been a change in provider if your contract to provide contract-managed services to a facility is discontinued, and the child will receive services from another provider.
<b>Annual IEP/Treatment Plan Review</b>	The child discharged due to annual treatment plan/IEP review.
<b>Progress Plateaued</b>	All goals have not been met, but the child is no longer making progress and does not appear to benefit from continued treatment at this time.
<b>Funding Stopped and Caregiver Unable to Pay for Continued Treatment</b>	Insurance and/or educational services would not authorize additional funding, and the caregiver was unable to pay for continued services.
<b>Illness/Medical Complications /Contraindications</b>	Extended illness precluded the continuation of the treatment program. Change in the medical condition and/or a new diagnosis of a communication disorder is made that has a significant impact on the type of speech-language intervention provided. This usually requires a change in the existing treatment plan/IEP.
<b>Child Refused to Cooperate</b>	The child's behavior prohibited involvement in the treatment program.
<b>Caregiver Refused Treatment</b>	The caregiver was cooperative but did not feel that treatment was warranted and either refused to accept the treatment recommendations or requested that treatment be discontinued.
<b>Caregiver's Lack of Compliance With the Treatment Program</b>	The caregiver would not comply with the treatment program (e.g., cancellation of appointments, no follow-through with home program, etc.).
<b>Death</b>	

**Primary Funding Source**


---

<b>Commercial Fee-for-Service Plans</b>	The plan pays per visit or per procedure usually after a deductible has been met (e.g., Aetna, Blue/Cross/Blue Shield, etc.).
<b>Managed Care Plans</b>	Providers are specified by the health plan (e.g., HMO, PPO, IPA, etc.).
<b>Medicaid (Fee-for-Service)</b>	Services are provided by <i>any</i> Medicaid-approved provider.
<b>Medicaid (Managed Care)</b>	Services must be provided by provider(s) specified by the health plan(s) that have entered into a contract or subcontract with the state Medicaid agency.
<b>Children’s Health Insurance Program</b>	A state-based program that either acts as a Medicaid expansion or separate program to provide coverage to low income or uninsured children.
<b>100% Self-Pay</b>	The caregiver or responsible party pays the full amount. No known insurance coverage was provided.
<b>Organization-Sponsored Assistance</b>	Reimbursement is provided by an outside organization other than health insurance (e.g., Scottish Rite, etc.).
<b>IDEA</b>	This federal law requires free, appropriate public education to school-age students with disabilities, from 3 years of age to high school graduation. Services are provided through an Individualized Education Program (IEP).
<b>Rehabilitation Act (Section 504)</b>	The child is served in a program receiving federal funding, including public schools, whose SLP services are provided under Section 504 of the Rehabilitation Act. Children in public schools may receive related services under Section 504 even if they are not provided with any special education. Services are provided through a 504 plan instead of an Individualized Education Program.
<b>Other Educational Funding</b>	Any educational funding source, other than IDEA.

---

---

**Predominant Service Delivery Model**


---

<b>Individual Treatment</b>	The speech-language pathologist provides direct treatment to a child on a one-on-one basis. Include caregiver/teacher training provided in conjunction with the treatment sessions. Co-treatment is simultaneously provided to one child by two disciplines (e.g., OT and SLP).
<b>Group Treatment</b>	The speech-language pathologist provides direct treatment to two or more children in a small group. Include caregiver/teacher training provided in conjunction with the group treatment sessions.
<b>Training Only</b>	The speech-language pathologist provides consultation or training to the caregiver, teacher, or other professional on the child's behalf. The child is not present during the session.
<b>Self-Contained Classroom</b>	The speech-language pathologist is the classroom teacher responsible for providing the academic instruction and intensive speech and language remediation.
<b>Classroom-Based</b>	The speech-language pathologist provides direct services to the child within the classroom or other natural environments. The speech language pathologist and teacher may provide team teaching. This model may be referred to additionally as integrated services or as curriculum-based, interdisciplinary, or inclusive programming.
<b>Collaborative Consultation</b>	The speech-language pathologist—in conjunction with any one or more of the following: audiologist, teacher, rehabilitation team member, or caregiver—voluntarily work together to facilitate a child's communication and learning. <i>Regularly</i> scheduled or periodic planning time is provided throughout the duration of service delivery.

---



For more information about the National Outcomes Measurement System (NOMS), please visit <https://www.asha.org/NOMS>.