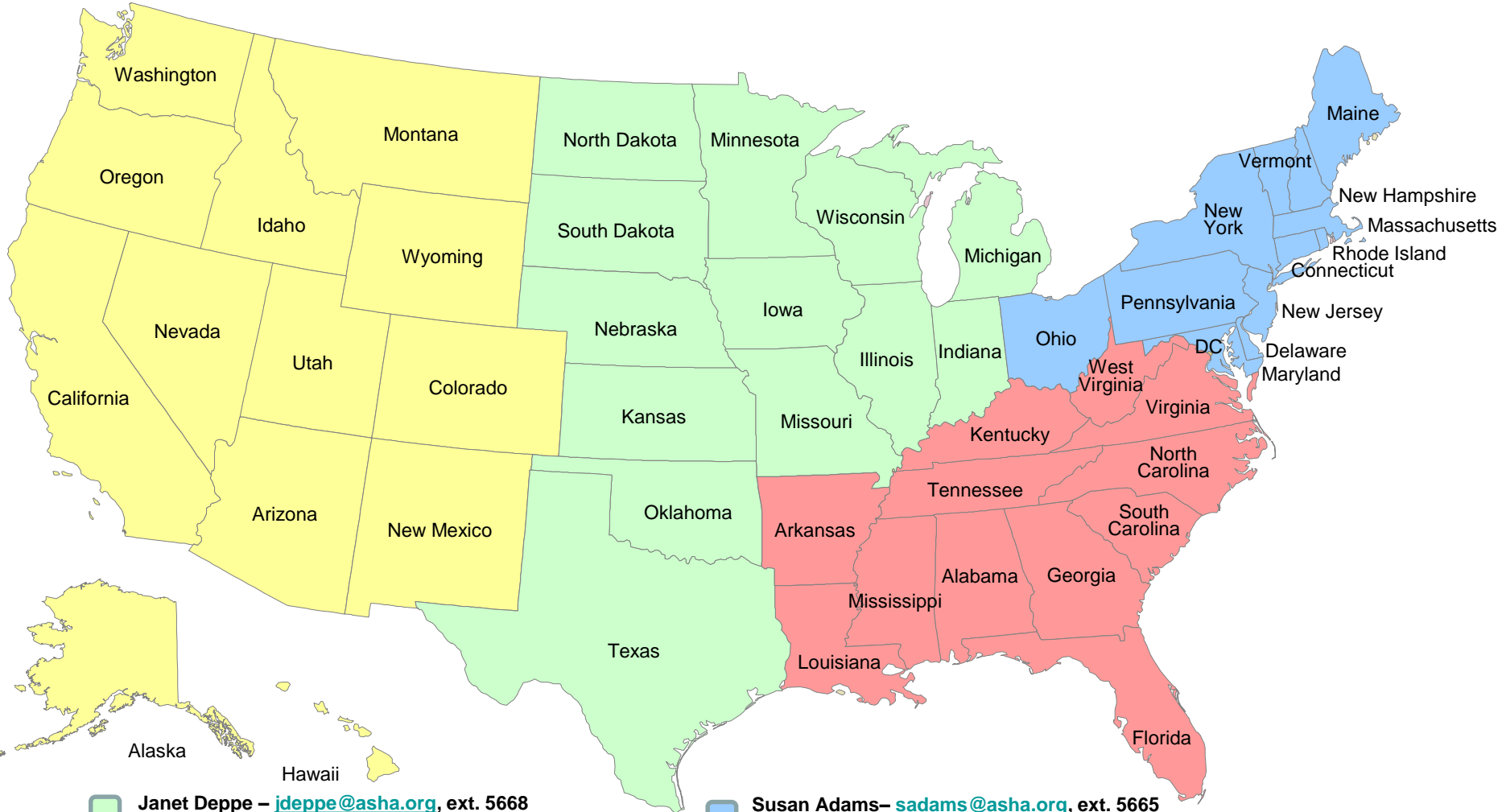



# Direct State Liaison Model


[www.asha.org/uploadedFiles/Direct-State-Liaison-Model-Map.pdf](http://www.asha.org/uploadedFiles/Direct-State-Liaison-Model-Map.pdf)

ASHA State Advocacy Team  
2200 Research Boulevard  
Rockville, MD 20850  
800-498-2071 (toll free)



 Janet Deppe – [jdeppe@asha.org](mailto:jdeppe@asha.org), ext. 5668  
**MIDWEST REGION**  
IL, IN, IA, KS, MO, MI, MN, NE, ND, OK, SD, TX, WI

 Susan Adams – [sadams@asha.org](mailto:sadams@asha.org), ext. 5665  
**NORTHEAST REGION**  
CT, DC, DE, MA, MD, ME, OH, NH, NJ, NY, PA, RI, VT

 Eileen Crowe – [ecrowe@asha.org](mailto:ecrowe@asha.org), ext. 5667  
**WESTERN REGION**  
AK, AZ, CA, CO, HI, ID, MT, NV, NM, OR, UT, WA, WY, Overseas

 Shannon Morey – [smorey@asha.org](mailto:smorey@asha.org), ext. 5666  
**SOUTHERN REGION**  
AL, AR, FL, GA, KY, LA, MS, NC, SC, TN, VA, WV